

**PULSE WIDTH MODULATION (PWM)**

● **WHAT IS PWM?**

The feature by which, the current of the device is switched ON and OFF resulting in motor speed variation. (See Fig 1& Fig 2)

● **HOW IS PWM APPLIED?**

- **TPWM:** by the automatic resistance change of **NTC** thermistor which is affected by its ambient temperature (the higher the temperature, the higher the fan motor's speed). The NTC thermistor maybe inside the fan motor or located at the task area. (See Fig 3)
- **RPWM:** by the use of external variable resistor. (See Fig 4)
- **VPWM:** by applying a DC voltage signal at the input. (See Fig 5)
- **PPWM:** by applying pulse width modulated signal from an external source at the frequency of 300~400 Hz. (See Fig 6)

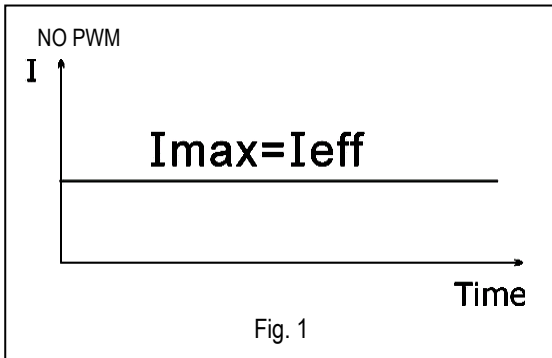


Fig. 1

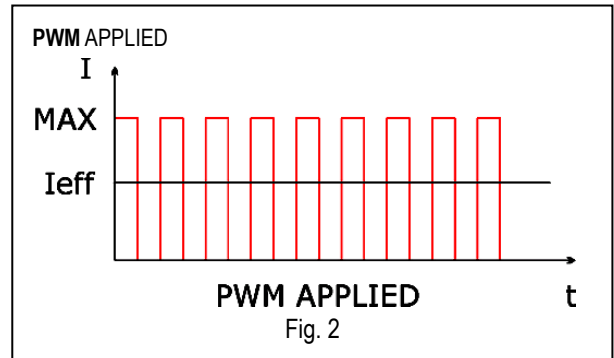


Fig. 2

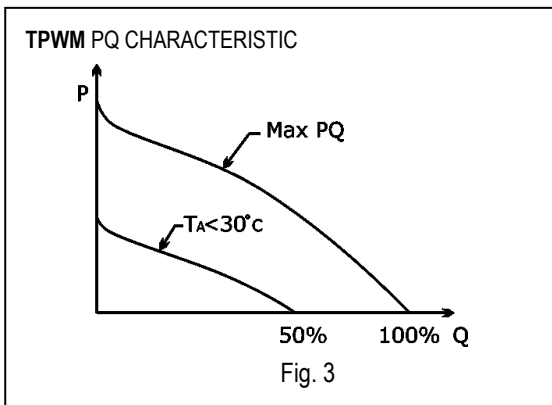


Fig. 3

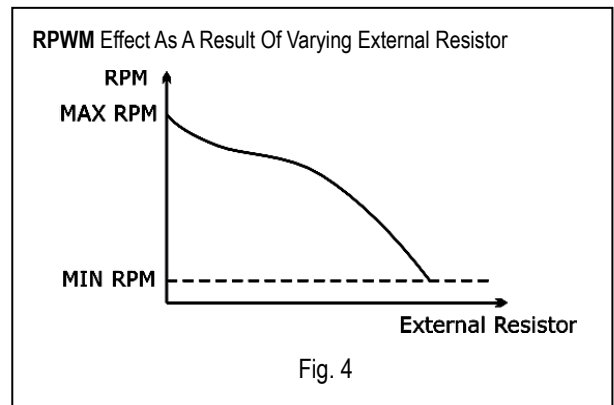


Fig. 4

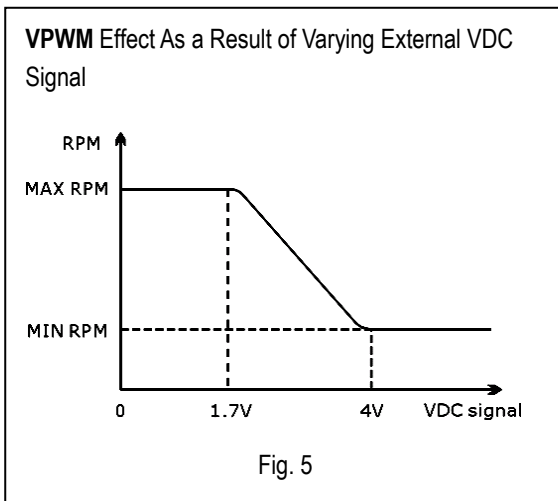


Fig. 5

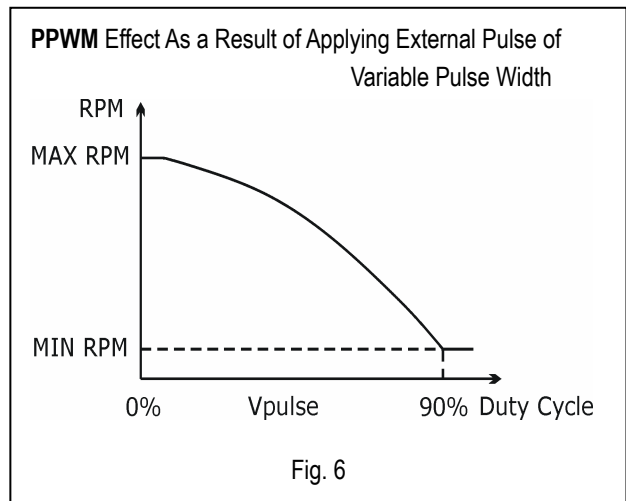


Fig. 6